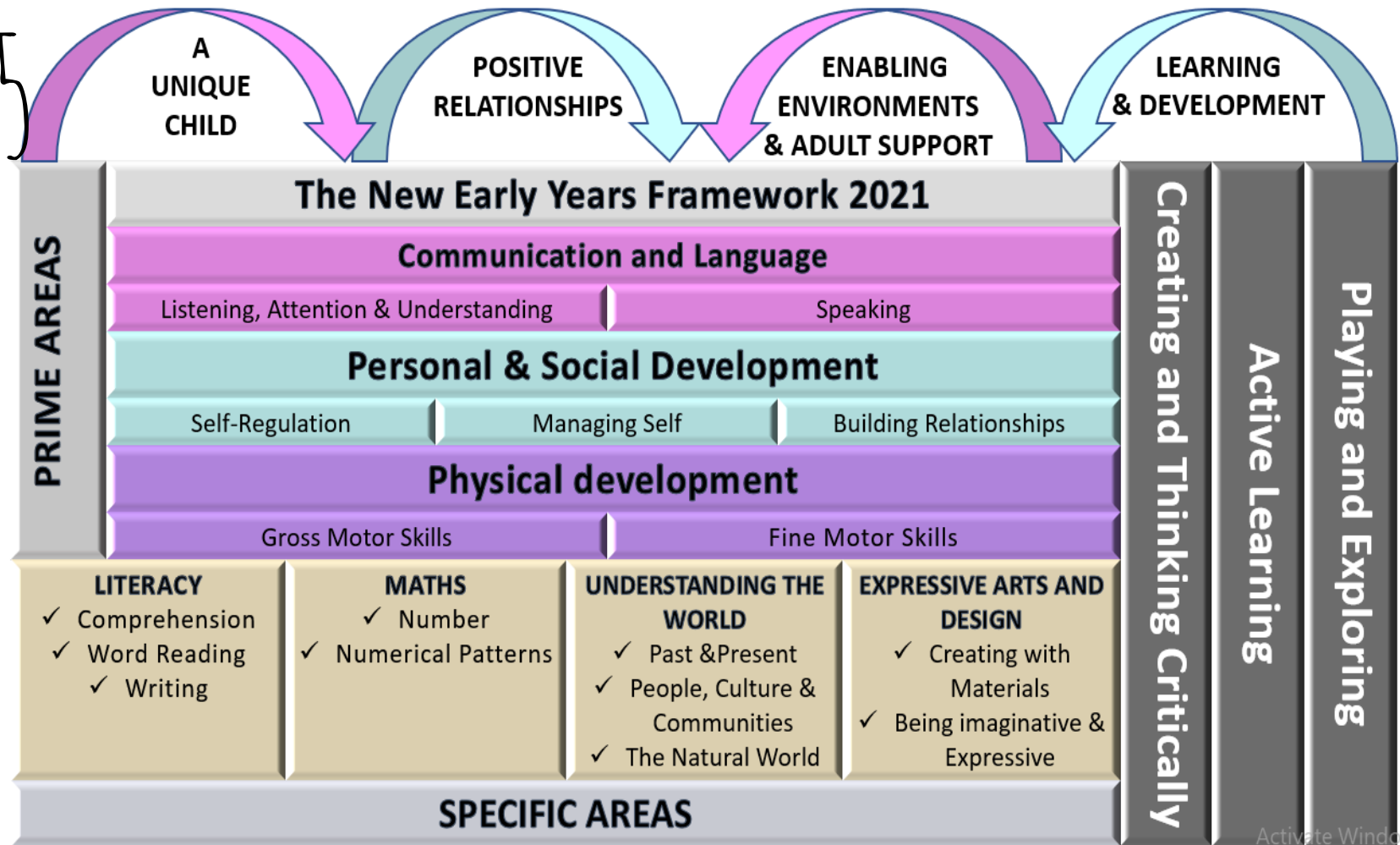


NURSERY LONG TERM PLAN 24/25

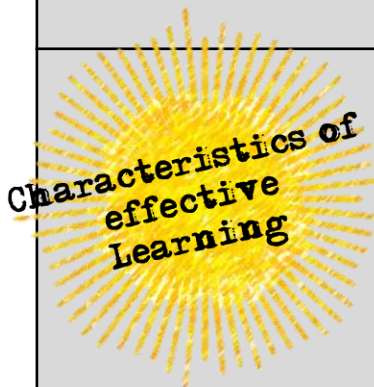
“Children will an abundance of opportunities to learn through play both inside and out. We will ensure that learning will be fun, engaging and we will challenge and support all children where ever their starting point. As an EYFS team and effective role models, we will provide high quality interactions in order to develop and deepen all children’s learning opportunities. We will deliver our curriculum through a balance of adult led and child-initiated activities based on the EYFS Framework 21’ & children’s interests.” Cherry Lane EYFS Team”





CHERRY LANE NURSERY LONG TERM PLAN 24-25

	AUTUMN 1	AUTUMN 2	SPRING 1	SPRING 2	SUMMER 1	SUMMER 2
GENERAL THEMES	ALL ABOUT ME!	FESTIVALS AND CELEBRATIONS!	TICKET TO RIDE!	HOMES AND ANIMALS!	SMELL THE FLOWERS!	FUN AT THE SEASIDE!



Characteristics of Effective Learning

Playing and exploring: - Children investigate and experience things, and 'have a go'. Children who actively participate in their own play develop a larger store of information and experiences to draw on which positively supports their learning

Active learning: - Children concentrate and keep on trying if they encounter difficulties. They are proud of their own achievements. For children to develop into self-regulating, lifelong learners they are required to take ownership, accept challenges and learn persistence.

Creating and thinking critically: - Children develop their own ideas and make links between these ideas. They think flexibly and rationally, drawing on previous experiences which help them to solve problems and reach conclusions.

Unique Child: Every child is unique and has the potential to be resilient, capable, confident and self-assured.

Positive Relationships: Children flourish with warm, strong & positive partnerships between all staff and parents/carers. This promotes independence across the EYFS curriculum. Children and practitioners are NOT alone – embrace each community.

Enabling environments: Children learn and develop well in safe and secure environments where routines are established and where adults respond to their individual needs and passions and help them to build upon their learning over time.

Learning and Development: Children develop and learn at different rates (not in different ways as it stated 2017). We must be aware of children who need greater support than others.

PLAY: At Cherry Lane Primary School, we understand that children learn best when they are absorbed, interested and active. We understand that active learning involves other children, adults, objects, ideas, stimuli and events that aim to engage and involve children for sustained periods. We believe that Early Years education should be as practical as possible and therefore, we are proud that our EYFS setting has an underlying ethos of 'Learning through play.

PLAY is essential for children's development across all areas. Play builds on children's confidence as they learn to explore, to relate to others around them and develop relationships, set their own goals and solve problems. Children learn by leading their own play and by taking part in play which is guided by adults.'

EYFS Team

We will ensure that all children learn and develop well and are kept healthy and safe at ALL times.



OVER
ARCHING
PRINCIPLES

CHERRY LANE NURSERY LONG TERM PLAN 24-25



AUTUMN 1



AUTUMN 2



SPRING 1



SPRING 2



SUMMER 1



SUMMER 2

GENERAL THEMES

THESE THEMES MAY BE ADAPTED AT VARIOUS POINTS TO ALLOW FOR CHILDREN'S INTERESTS TO FLOW THROUGH THE PROVISION

ALL ABOUT ME!

Starting nursery / my new friends / New Beginnings
My emotions/ growing up
People who help us / Careers
My body/ My senses
How have I changed?
My family / PSED focus
What am I good at?
How do I make others feel?
Being kind / staying safe
My special people

FESTIVALS AND CELEBRATIONS!

Bonfire night/ Remembrance day/ Diwali/ children in need/ Autumn/ Halloween
The Nativity
At the Panto
Christmas Lists
Letters to Father Christmas

TICKET TO RIDE!

Around the Town
How do I get there?
Where in the world have you been? Journeys
Fly me to the moon!
Vehicles past and Present
Design your own transport!

HOMES AND ANIMALS!

Pets/zoo/safari/forest/ jungle animals and where they like to live

SMELL THE FLOWERS!

Life cycles
Safari
Animals around the world
Climates / Hibernation
Down on the Farm
Min Beasts
Animal Arts and crafts
Night and day animals
Animal patterns
Planting seeds

FUN AT THE SEASIDE!

Under the sea
Off on holiday / clothes
Where in the world shall we go?
Send me a postcard!
Marine life
Seaside's in the past
Compare: Now and then!
Seaside art
Sun safety

STORY TEXTS AND 'OLD FAVOURITES'

Owl Babies
Once there were Giants
Stick Man
The Smartest Giant
The Colour Monster
The Rainbow Fish
Funny Bones
The Big Book of Families
The Jolly Postman
Pete the Cat

Christmas Story / Nativity
Rama and Sita

The Way back Home
The Naughty Bus
Mr. Gumpy's Outing
The Train Ride
Bob, The Man on the Moon
Oi! Get off my train!

The Emperors Egg
The Very Hungry Caterpillar
Aghh Spider!
Tiger who came to tea
Diary of a wombat
Elephant and the Bad Baby
Pig in the Pond

The Tiny Seed
Oliver's Vegetables
Jack and the Beanstalk
One Plastic Bag
Jasper's Beanstalk
Tree, Seasons come and seasons go
A stroll through the seasons

Lighthouse Keeper's Lunch
Under the Sea Non – Fiction
P is for Passport
The Journey
Zoom
Passport to Paris
World Atlases
Tiddler
The Snail and the Whale

ENRICHMENT WEEKS

Autumn walk
Remembrance Day
Nurse / Firefighter visit
Harvest Time
Birthdays
Favourite Songs
Halloween
What do I want to be when I grow up?

Guy Fawkes / Bonfire Night
Christmas Time / Nativity
Diwali
Hannukah
Black History Month
Remembrance day
Road Safety
Children in Need
Anti- Bullying Week

Chinese New Year
LENT
Story Telling Week
Random Acts of Kindness Week
Valentine's Day
Internet Safety Day
Animal Art week

Easter time
Weather experiments
Let's go on Safari - An animal a day!
Mother's Day
Queen's Birthday
Science Week
Eater Egg Hunt

Post a letter
Weather Forecast videos
Nature Scavenger Hunt
Start of Ramadan
Eid
Planting seeds

Visit to the beach
Under the Sea – singing songs and sea shanties
Fossil hunting
Father's Day
World Environment Day
Anniversary of the NHS
Pirate Day
Map work - Find the Treasure
Ice – Cream at the park



CHERRY LANE NURSERY LONG TERM PLAN 24-25

	AUTUMN 1	AUTUMN 2	SPRING 1	SPRING 2	SUMMER 1	SUMMER 2
GENERAL THEMES	ALL ABOUT ME!	FESTIVALS AND CELEBRATIONS!	TICKET TO RIDE!	HOMES AND ANIMALS!	SMELL THE FLOWERS!	FUN AT THE SEASIDE!
OUR VALUES ASSEMBLIES / SHARING CIRCLES	<p>Mutual respect We are all unique. We respect differences between different people and their beliefs in our community, in this country and all around the world. All cultures are learned, respected, and celebrated.</p>	<p>Mutual Tolerance Everyone is valued, all cultures are celebrated and we all share and respect the opinions of others. Mutual tolerance of those with different faiths and beliefs and for those without faith.</p>	<p>Rule of law We all know that we have rules at school that we must follow. We know who to talk to if we do not feel safe. We know right from wrong. We recognise that we are accountable for our actions. We must work together as a team when it is necessary.</p>	<p>Individual liberty We all have the right to have our own views. We are all respected as individuals. We feel safe to have a go at new activities. We understand and celebrate the fact that everyone is different.</p>	<p>Democracy We all have the right to be listened to. We respect everyone and we value their different ideas and opinions. We have the opportunity to play with who we want to play with. We listen with intrigue and value and respect the opinions of others.</p>	<p>Recap all British Values Fundamental British Values underpin what it is to be a citizen in a modern and diverse Great Britain valuing our community and celebrating diversity of the UK. Fundamental British Values are not exclusive to being British and are shared by other democratic countries.</p>
ASSESSMENT OPPORTUNITIES	<p>Baseline/on entry Nursery Assessments In-house - Baseline data on entry National Baseline data by end of term Set up Evidence Me</p>	<p>On going assessments Baseline analysis Pupil progress meetings Parents evening info EYFS team meetings In house moderation Midterm Assessments Attention Hillingdon data drop</p>	<p>GLD Projections for Reception Team moderation EYFS team meetings Phase meeting and internal moderations</p>	<p>Pupil progress meetings Parents meeting info EYFS team meetings Evidence Me Data Attention Hillingdon data drop</p>	<p>Team moderation GLD Projections for Reception EYFS team meetings</p>	<p>Pupil progress meetings EYFS team meetings Evidence Me data EOY data Attention Hillingdon data drop</p>
PARENTAL INVOLVEMENT	<p>Staggered Start / Parents Evening Harvest Assembly Home / School Agreement Initmate care plans Library books sent home</p>	<p>Nursery Nativity Autumn craft event, stay and play session Book at Bedtime Library books sent home</p>	<p>Share a story Stay and Read morning Look at me! Talent show! Library books sent home</p>	<p>Parents Evening Art workshop / Gallery Share a story Library books sent home</p>	<p>Proud Clouds Share a story Library books sent home</p>	<p>Home visits Nursery/ Reception Reception transition session Share a story Parents meetings Parent's Picnic</p>



	AUTUMN 1	AUTUMN 2	SPRING 1	SPRING 2	SUMMER 1	SUMMER 2
GENERAL THEMES	ALL ABOUT ME!	FESTIVALS AND CELEBRATIONS!	TICKET TO RIDE!	HOMES AND ANIMALS!	SMELL THE FLOWERS!	FUN AT THE SEASIDE!
<p>COMMUNICATION AND LANGUAGE</p> <p>Talk to parents about what language they speak at home, try and learn a few key words and celebrate multilingualism in your setting.</p>	<p>The development of children's spoken language underpins all seven areas of learning and development. Children's back-and-forth interactions from an early age form the foundations for language and cognitive development. The number and quality of the conversations they have with adults and peers throughout the day in a language-rich environment is crucial. By commenting on what children are interested in or doing, and echoing back what they say with new vocabulary added, practitioners will build children's language effectively. Reading frequently to children, and engaging them actively in stories, non-fiction, rhymes and poems, and then providing them with extensive opportunities to use and embed new words in a range of contexts, will give children the opportunity to thrive. Through conversation, story-telling and role play, where children share their ideas with support and modelling from their teacher, and sensitive questioning that invites them to elaborate, children become comfortable using a rich range of vocabulary and language structures.</p>					
<p>Whole EYFS Focus – C&L is developed throughout the year through high quality interactions, daily group discussions, sharing circles, PSHE times, stories, singing, speech and language interventions,, EYFS productions and weekly interventions.</p> <p>DAILY STORY TIME</p>	<p>Welcome to Nursery Settling in activities Making friends Children talking about experiences that are familiar to them What are your passions / goals / dreams? This is me! Rhyming and alliteration Familiar Print Sharing facts about me! Mood Monsters Shared stories All about me! Model talk routines through the day. For example, arriving in school: "Good morning, how are you?"</p>	<p>Take me home! Settling in activities Develop vocabulary Discovering Passions Take me home- retelling events that have happened to me Story language Word hunts Listening and responding to stories Following instructions Takes part in discussion Understand how to listen carefully and why listening is important. Use new vocabulary through the day. Choose books that will develop their vocabulary.</p>	<p>Tell me why! Using language well Ask's how and why questions... Discovering Passions Retell a story with story language Story invention – talk it! Ask questions to find out more and to check they understand what has been said to them. Describe events in some detail. Listen to and talk about stories to build familiarity and understanding. Learn rhymes, poems and songs.</p>	<p>Talk it through! Settling in activities Describe events in detail – time connectives Discovering Passions Understand how to listen carefully and why listening is important. Use picture cue cards to talk about an object: "What colour is it? Where would you find it? Sustained focus when listening to a story</p>	<p>What happened? Settling in activities Discovering Passions Re-read some books so children learn the language necessary to talk about what is happening in each illustration and relate it to their own lives</p>	<p>Time to share! Show and tell Weekend news Discovering Passions Read aloud books to children that will extend their knowledge of the world and illustrate a current topic. Select books containing photographs and pictures, for example, places in different weather conditions and seasons.</p>
<p>COMMUNICATION AND LANGUAGE OBJECTIVES</p>	<p>• Enjoy listening to longer stories and can remember much of what happens. • Pay attention to more than one thing at a time, which can be difficult. • Use a wider range of vocabulary. • Understand a question or instruction that has two parts, such as "Get your coat and wait at the door". • Understand 'why' questions, like: "Why do you think the caterpillar got so fat?" • Sing a large repertoire of songs. • Know many rhymes, be able to talk about familiar books, and be able to tell a long story. • Develop their communication, but may continue to have problems with irregular tenses and plurals, such as 'runned' for 'ran', 'swimmed' for 'swam'. • Develop their pronunciation but may have problems saying: - some sounds: r, j, th, ch, and sh - multisyllabic words such as 'pterodactyl', 'planetarium' or 'hippopotamus' • Use longer sentences of four to six words. • Be able to express a point of view and to debate when they disagree with an adult or a friend, using words as well as actions. • Start a conversation with an adult or a friend and continue it for many turns. • Use talk to organise themselves and their play: "Let's go on a bus... you sit there... I'll be the driver."</p>					

	AUTUMN 1	AUTUMN 2	SPRING 1	SPRING 2	SUMMER 1	SUMMER 2
GENERAL THEMES	ALL ABOUT ME!	FESTIVALS AND CELEBRATIONS!	TICKET TO RIDE!	HOMES AND ANIMALS!	SMELL THE FLOWERS!	FUN AT THE SEASIDE!
PERSONAL, SOCIAL AND EMOTIONAL DEVELOPMENT	Children's personal, social and emotional development (PSED) is crucial for children to lead healthy and happy lives , and is fundamental to their cognitive development. Underpinning their personal development are the important attachments that shape their social world . Strong, warm and supportive relationships with adults enable children to learn how to understand their own feelings and those of others . Children should be supported to manage emotions, develop a positive sense of self, set themselves simple goals, have confidence in their own abilities, to persist and wait for what they want and direct attention as necessary. Through adult modelling and guidance, they will learn how to look after their bodies, including healthy eating , and manage personal needs independently. Through supported interaction with other children, they learn how to make good friendships, co-operate and resolve conflicts peaceably. These attributes will provide a secure platform from which children can achieve at school and in later life .					
MANAGING SELF	Going to the toilet Washing their hands Putting their coats on and off	Going to the toilet Washing their hands Putting their coats on and off Putting work in the home tray	Going to the toilet Washing their hands Putting their coats on and off Plimsolls for PE on and off Putting work in the home tray	Going to the toilet Washing their hands Putting their coats on and off Plimsolls for PE on and off Using their pegs Putting work in the home tray	Looking after others Going to the toilet Washing their hands Putting their coats on and off Putting work in the home tray Plimsolls for PE on and off Talking their jumper/cardigans on/off Using their pegs	Going to the toilet Washing their hands Putting their coats on and off Plimsolls for PE on and off Talking their jumper/cardigans on/off Using their pegs
SELF - REGULATION	Separating from their adult managing their feelings Talk to an adult	Separating from their adult managing their feelings Feeling corner Talking to an adult	Feeling corner Talking to an adult Sharing resources Recognising how others feel	Feeling corner Talking to an adult Recognising how others feel	Feeling corner Talking to an adult Recognising how others feel	Feeling corner Talking to an adult Recognising how others feel
NURSERY PERSONAL, SOCIAL AND EMOTIONAL OBJECTIVES	<ul style="list-style-type: none"> • Select and use activities and resources, with help when needed. This helps them to achieve a goal they have chosen, or one which is suggested to them. • Develop their sense of responsibility and membership of a community. • Become more outgoing with unfamiliar people, in the safe context of their setting. • Show more confidence in new social situations. • Play with one or more other children, extending and elaborating play ideas. • Find solutions to conflicts and rivalries. For example, accepting that not everyone can be Spider-Man in the game, and suggesting other ideas. • Increasingly follow rules, understanding why they are important. • Remember rules without needing an adult to remind them. • Develop appropriate ways of being assertive. • Talk with others to solve conflicts. • Talk about their feelings using words like 'happy', 'sad', 'angry' or 'worried'. • Understand gradually how others might be feeling. • Be increasingly independent in meeting their own care needs, e.g. brushing teeth, using the toilet, washing and drying their hands thoroughly. • Make healthy choices about food, drink, activity and tooth brushing. 					



CHERRY LANE NURSERY LONG TERM PLAN 24-25



	AUTUMN 1	AUTUMN 2	SPRING 1	SPRING 2	SUMMER 1	SUMMER 2
GENERAL THEMES	ALL ABOUT ME!	FESTIVALS AND CELEBRATIONS!	TICKET TO RIDE!	HOMES AND ANIMALS!	SMELL THE FLOWERS!	FUN AT THE SEASIDE!
PHYSICAL DEVELOPMENT	Physical activity is vital in children's all-round development, enabling them to pursue happy, healthy and active lives . Gross and fine motor experiences develop incrementally throughout early childhood, starting with sensory explorations and the development of a child's strength, co-ordination and positional awareness through tummy time, crawling and play movement with both objects and adults. By creating games and providing opportunities for play both indoors and outdoors, adults can support children to develop their core strength, stability, balance, spatial awareness , co-ordination and agility. Gross motor skills provide the foundation for developing healthy bodies and social and emotional well-being. Fine motor control and precision helps with hand-eye co-ordination , which is later linked to early literacy . Repeated and varied opportunities to explore and play with small world activities, puzzles, arts and crafts and the practice of using small tools, with feedback and support from adults, allow children to develop proficiency, control and confidence .					
FINE MOTOR	Zip/buttons on coats Large threading, playdough Draw lines and circles using gross motor movements. Begin to use mark making tools	Zip/buttons on coats Fine lines for chalk firework pictures or making paper fireworks ,chalks /pastels, tissue paper Mark making	Zip/buttons on coats Mothers day cards Squeezing paint	Easter cards, glue, scissors, colours. Pouring milk	Tweezer activities Scissor control Pouring and tipping liquids	Fathers day cards
GROSS MOTOR	NURSERY GAMES Movement and balance on bikes, scooters, obstacle course and climbing frame Help individual children to develop good personal hygiene - hand washing and toileting.	BALL SKILLS Movement and balance on bikes, scooters, obstacle course and climbing frame. Help individual children to develop good personal hygiene - hand washing and toileting. Movement in a range of ways using large muscle movements, gym and yoga lessons to start	GYMNASTIC SKILLS Circle games	MULTISKILLS Cooperation games i.e. parachute games. Climbing – outdoor equipment and obstacle courses.	TEAM GAMES Balance- children moving with confidence dance related activities, remember sequences of movements Weekly yoga Circle games Sports day activities	OUTDOOR PLAY Obstacle activities children moving over, under, through and around equipment. Ball skills- aiming, dribbling, pushing, throwing & catching, patting, or kicking. Weekly yoga Sports day activities
NURSERY PHYSICAL DEVELOPMENT OBJECTIVES	Continue to develop their movement, balancing, riding (scooters, trikes and bikes) and ball skills. • Go up steps and stairs, or climb up apparatus, using alternate feet. • Skip, hop, stand on one leg and hold a pose for a game like musical statues. • Use large-muscle movements to wave flags and streamers, paint and make marks. • Start taking part in some group activities which they make up for themselves, or in teams. • Increasingly be able to use and remember sequences and patterns of movements which are related to music and rhythm. • Match their developing physical skills to tasks and activities in the setting. For example, they decide whether to crawl, walk or run across a plank, depending on its length and width. • Choose the right resources to carry out their own plan. For example, choosing a spade to enlarge a small hole they dug with a trowel. • Collaborate with others to manage large items, such as moving a long plank safely, carrying large hollow blocks. • Use one-handed tools and equipment, for example, making snips in paper with scissors. • Use a comfortable grip with good control when holding pens and pencils. • Show a preference for a dominant hand. • Be increasingly independent as they get dressed and undressed, for example, putting coats on and doing up zips. <i>All these ideas will be revisited each term. Children need time to practice and consolidate. Repetition is a good thing.</i>					



	AUTUMN 1	AUTUMN 2	SPRING 1	SPRING 2	SUMMER 1	SUMMER 2
GENERAL THEMES	ALL ABOUT ME!	FESTIVALS AND CELEBRATIONS!	TICKET TO RIDE!	HOMES AND ANIMALS!	SMELL THE FLOWERS!	FUN AT THE SEASIDE!
LITERACY	It is crucial for children to develop a life-long love of reading . Reading consists of two dimensions: language comprehension and word reading . Language comprehension (necessary for both reading and writing) starts from birth. It only develops when adults talk with children about the world around them and the books (stories and non-fiction) they read with them, and enjoy rhymes, poems and songs together . Skilled word reading, taught later, involves both the speedy working out of the pronunciation of unfamiliar printed words (decoding) and the speedy recognition of familiar printed words . Writing involves transcription (spelling and handwriting) and composition (articulating ideas and structuring them in speech, before writing)					
COMPREHENSION - DEVELOPING A PASSION FOR READING Children will visit the library weekly	Joining in with rhymes and showing an interest in stories with repeated refrains. Environment print. Having a favourite story/rhyme. Understand the five key concepts about print: - print has meaning - print can have different purposes - we read English text from left to right and from top to bottom - the names of the different parts of a book Sequencing familiar stories through the use of pictures to tell the story. Recognising initial sounds. Name writing activities. Engage in extended conversations about stories, learning new vocabulary.					
WORD READING	Retell stories heard Use new vocab when answering who, what, why questions Discuss books ,front cover, pictures ,how to turn a page.	Retell stories heard Use new vocab when answering who, what, why questions Discuss books ,front cover, pictures ,how to turn a page.	Discuss books ,front cover, pictures, how to turn a page Use new vocab when answering who, what , why question	Discuss books ,front cover, pictures, how to turn a page Use new vocab when answering who, what , why question	Use new vocab when answering who, what , why questions or when retelling a story that has been read to them	Use new vocab when answering who, what , why questions or when retelling a story that has been read to them
WRITING TEXTS AS A STIMULUS	Environmental sound games. Recognising their names	Phase 1 phonics games Recognising their names and initial sound	Phase 1 phonics games Recognising their names and initial sounds of new words Recognising simple key word vocab Recognising print and pictures	Phase 1 phonics games Recognising role play words Trace name on laminates and try to write name independently	Bug club phonics one sound focus each week	Bug club phonics one sound focus each week Be able to write their own name
NURSERY LITERACY OBJECTIVES/SKILLS	Giving meaning to marks made Being to develop tripod pencil grip Giving meaning to marks made Being to develop tripod pencil grip Being to draw recognisable pictures					
	Write their name using their initial sound Trace their name on laminates.					
	Write their name Write minibeast names Bug, spider, bee etc					
	Write their name using their initial sound Mark making					
	Write their name Write a postcard					
	Understand the five key concepts about print: - print has meaning - print can have different purposes - we read English text from left to right and from top to bottom - the names of the different parts of a book - page sequencing • Develop their phonological awareness, so that they can: - spot and suggest rhymes - count or clap syllables in a word - recognise words with the same initial sound, such as money and mother • Engage in extended conversations about stories, learning new vocabulary. • Use some of their print and letter knowledge in their early writing. For example: writing a pretend shopping list that starts at the top of the page; writing 'm' for mummy. • Write some or all of their names. • Write some letters accurately.					




	AUTUMN 1	AUTUMN 2	SPRING 1	SPRING 2	SUMMER 1	SUMMER 2
GENERAL THEMES	ALL ABOUT ME!	FESTIVALS AND CELEBRATIONS!	TICKET TO RIDE!	HOMES AND ANIMALS!	SMELL THE FLOWERS!	FUN AT THE SEASIDE!
MATHS	<p>Developing a strong grounding in number is essential so that all children develop the necessary building blocks to excel mathematically. Children should be able to count confidently, develop a deep understanding of the numbers to 10, the relationships between them and the patterns within those numbers. By providing frequent and varied opportunities to build and apply this understanding - such as using manipulatives, including small pebbles and tens frames for organising counting - children will develop a secure base of knowledge and vocabulary from which mastery of mathematics is built. In addition, it is important that the curriculum includes rich opportunities for children to develop their spatial reasoning skills across all areas of mathematics including shape, space and measures. It is important that children develop positive attitudes and interests in mathematics, look for patterns and relationships, spot connections, 'have a go', talk to adults and peers about what they notice and not be afraid to make mistakes.</p>					
NUMBER	Number rhymes Counting colours	Counting numbers to 5 subitizing Measuring ingredients and weight	Number recognition to 5 Show finger numbers to 5	Number recognition Show finger numbers to 5	Counting numbers to 10 symbols for numbers to 5	Number problems Recognise and recite numerals to 10 and beyond
NUMERICAL PATTERN	Number rhymes Recognising numbers 1-5	Number rhymes Recognising numbers 1-5 in order Count objects up to 5 saying one number for each item Match objects 1-3 More and less/fewer	Number rhymes Write their own symbols for numbers to 5 Count objects up to 5 Match objects up to 5 using numbered cards	Recite numbers up to 10 understanding cardinal principle Compare groups and recognise when amounts are the same Share items/objects to see who has more and who has less.	Write their own symbols for numbers to 5 or higher	Write numbers in numerical order to 10 One more than to 5
SHAPE, SPACE AND MEASURES	Shape of face for self portraits Flat Round square/circle Height of children - use language of tall/short	2D shape recognition square/circle/triangle Big, small-objects Starting to understand positional words On, off, under, behind heavy/ light-objects Full/empty -sand/water	Patterns in the environment Look at different patterns, stripes, spotty, zigzag Full and empty (porridge) House building with bricks/shape 2D shapes-language square/circle/triangle /rectangle Bigger/ longer, smaller objects to compare	Patterns in the environment Recognising simple ABAB patterns- Coloured stripes/paper Patterns on bees yellow/black	Positional language understand and use -where is teddy(under, on, behind, in front)	Recognising 3 D shapes Recall a sequence of events using words such as first/next Using some mathematical language to talk about 2D and 3D shapes
NURSERY MATHS OBJECTIVES/ SKILLS	<ul style="list-style-type: none"> •Develop fast recognition of up to 3 objects, without having to count them individually ('subitising'). • Recite numbers past 5. • Say one number for each Nursery Long-Term Plan Objectives item in order: 1,2,3,4,5. • Knowing that the last number reached when counting a small set of objects tells you how many there are in total ('cardinal principle'). • Show 'finger numbers' up to 5. • Link numerals and amounts: for example, showing the right number of objects to match the numeral, up to 5. • Experiment with their own symbols and marks as well as numerals. • Solve real world mathematical problems with numbers up to 5. • Compare quantities using language: 'more than', 'fewer than'. • Talk about and explore 2D and 3D shapes (for example, circles, rectangles, triangles and cuboids) using informal and mathematical language: 'sides', 'corners'; 'straight', 'flat', 'round'. • Understand position through words alone – for example, "The bag is under the table," – with no pointing. • Describe a familiar route. • Discuss routes and locations, using words like 'in front of' and 'behind'. • Make comparisons between objects relating to size, length, weight and capacity. • Select shapes appropriately: flat surfaces for building, a triangular prism for a roof etc. • Combine shapes to make new ones – an arch, a bigger triangle etc. • Talk about and identify the patterns around them. For example: stripes on clothes, designs on rugs and wallpaper. Use informal language like 'pointy', 'spotty', 'blobs' etc. • Extend and create ABAB patterns – stick, leaf, stick, leaf. • Notice and correct an error in a repeating pattern. • Begin to describe a sequence of events, real or fictional, using words such as 'first', 'then...' 					

CHERRY LANE NURSERY LONG TERM PLAN 24-25









	AUTUMN 1	AUTUMN 2	SPRING 1	SPRING 2	SUMMER 1	SUMMER 2
GENERAL THEMES	ALL ABOUT ME!	FESTIVALS AND CELEBRATIONS!	TICKET TO RIDE!	HOMES AND ANIMALS!	SMELL THE FLOWERS!	FUN AT THE SEASIDE!
UNDERSTANDING THE WORLD RE / FESTIVALS	<p>Understanding the world involves guiding children to make sense of their physical world and their community. The frequency and range of children's personal experiences increases their knowledge and sense of the world around them – from visiting parks, libraries and museums to meeting important members of society such as police officers, nurses and firefighters. In addition, listening to a broad selection of stories, non-fiction, rhymes and poems will foster their understanding of our culturally, socially, technologically and ecologically diverse world. As well as building important knowledge, this extends their familiarity with words that support understanding across domains. Enriching and widening children's vocabulary will support later reading comprehension.</p>					
THEMES AND FESTIVALS	Black History Month Harvest Which stories are special and why?	Diwali Christmas Guy Fawkes Which people are special and why?	Chinese New Year (1st Feb) Shrove Tuesday (Feb 21st) What places are special and why?	Holi (Mar 8th) Mother's Day (Mar 19th) Ramadan (begins Mar 22nd) Passover (Apr 5-13th) Easter (Apr 9th)	Eid Being special	Father's Day (June 18th) What is special about our world
PAST AND PRESENT	Baby photos- talk about themselves as a baby and compare to themselves now. What can they do now?	Remembrance day What was it like to start Nursery? Introduce welly walks in the wilderness area. What can they see, hear, smell, touch?	Sharing news and speaking to the class about what they have done in the past? Where did they go, was it special?	Talk about how they hatched the chicks, what did they look like when they were first born and now?	Think about the seeds we planted at the beginning of term, what do they look like now after growing for 5 weeks? How have they changed	Circle time about change- What can they do now that they couldn't before?
PEOPLE CULTURE AND COMMUNITIES	Children talk about special times with their families Look at world map, where they live and where do their families come from	Parent talks about celebrations within their religion Make Rangoli pictures for Diwali Make fireworks for bonfire night Make Christmas cards	Think about how we travel from one place to another, do all cultures and communities transport look the same?	Holiday news New experiences New places Professional adults to talk to children about their job roles. Photos about Easter	What does it look like where we live in spring/ summer compared to other places in the world?	Holiday news
THE NATURAL WORLD	Daily calendar Days of the week/ months of the year song Learning the weather song/ weather diary	Collect leaves from wilderness areas to make hedgehog pictures. Compare the natural changes and material in their environment	Nature walks, look at the weather and go in puddles.	Seasons walk, what has changed, what is the same?	Releasing butterflies back into the natural world. Photos of children with insects in the garden	observing the environment and discuss water safety
NURSERY UNDERSTANDING THE WORLD OBJECTIVES/ SKILLS	<p>Use all their senses in hands-on exploration of natural materials. • Explore collections of materials with similar and/or different properties. • Talk about what they see, using a wide vocabulary. • Begin to make sense of their own life-story and family's history. • Show interest in different occupations. • Explore how things work. • Plant seeds and care for growing plants. • Understand the key features of the life cycle of a plant and an animal. • Begin to understand the need to respect and care for the natural environment and all living things. • Explore and talk about different forces they can feel. • Talk about the differences between materials and changes they notice. • Continue developing positive attitudes about the differences between people. • Know that there are different countries in the world and talk about the differences they have experienced or seen in photos.</p>					



CHERRY LANE NURSERY LONG TERM PLAN 24-25



	AUTUMN 1	AUTUMN 2	SPRING 1	SPRING 2	SUMMER 1	SUMMER 2
GENERAL THEMES	ALL ABOUT ME!	FESTIVALS AND CELEBRATIONS!	TICKET TO RIDE!	HOMES AND ANIMALS!	SMELL THE FLOWERS!	FUN AT THE SEASIDE!
EXPRESSIVE ARTS AND DESIGN	The development of children's artistic and cultural awareness supports their imagination and creativity . It is important that children have regular opportunities to engage with the arts , enabling them to explore and play with a wide range of media and materials . The quality and variety of what children see, hear and participate in is crucial for developing their understanding, self-expression, vocabulary and ability to communicate through the arts . The frequency, repetition and depth of their experiences are fundamental to their progress in interpreting and appreciating what they hear, respond to and observe. Give children an insight into new musical worlds. Invite musicians in to play music to children and talk about it. Encourage children to listen attentively to music. Discuss changes and patterns as a piece of music develops.					
	Winter Jackson Pollock Paint flinging 	Houses/homes W Kandinsky-pastel circles 	Media/sculpture transport Creating with clay 	Henri Matisse - collage- coloured card/paper 	Flower paintings from Monet 	Water themed hokusai water-paint-pastels 
CREATING WITH MATERIALS	Drawing self portraits Drawing straight lines, Creating with paper	Leaves for hedgehogs Rangoli pictures Diya lamps, coloured tissue paper for light pastels/pens Firework pictures black	Making bus tickets Making train tickets Card Hole punch pens/pencils	Creating using paper Adapting and improving our work	Children make various mini beasts out of card, pipe cleaners and googly eyes. Pasta Scissors	Multimedia textures for seaside/water pictures. (sand, string, beads, glue)
BEING IMAGINATIVE AND EXPRESSIVE ART	Dressing up/role play Free drawing Small world play	Small world Performing on a stage- Christmas play Learning and singing new songs	Junk modelling vehicles and making representations of different types of transport	Building and constructing with bricks Role play/ dressing up Designing homes for animals	Role play and dressing up Learning and performing new songs	Role play and dressing up Designing swimwear Creating maps and trails
NURSERY EXPRESSIVE ARTS AND DESIGN OBJECTIVES/SKILLS	<ul style="list-style-type: none"> • Take part in simple pretend play, using an object to represent something else even though they are not similar. • Begin to develop complex stories using small world equipment like animal sets, dolls and dolls houses etc. • Make imaginative and complex 'small worlds' with blocks and construction kits, such as a city with different buildings and a park. • Explore different materials freely, to develop their ideas about how to use them and what to make. • Develop their own ideas and then decide which materials to use to express them. • Join different materials and explore different textures. • Create closed shapes with continuous lines, and begin to use these shapes to represent objects. • Draw with increasing complexity and detail, such as representing a face with a circle and including details. • Use drawing to represent ideas like movement or loud noises. • Show different emotions in their drawings and paintings, like happiness, sadness, fear etc. • Explore colour and colour-mixing. • Listen with increased attention to sounds. • Respond to what they have heard, expressing their thoughts and feelings. • Remember and sing entire songs. • Sing the pitch of a tone sung by another person ('pitch match'). • Sing the melodic shape (moving melody, such as up and down, down and up) of familiar songs. • Create their own songs or improvise a song around one they know. • Play instruments with increasing control to express their feelings and ideas. 					

